

Connecting to Eduroam - Windows

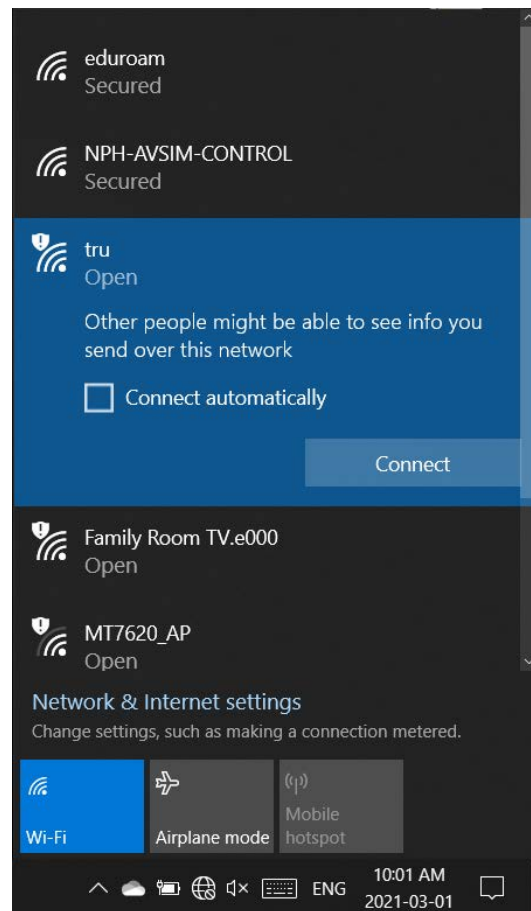
1. Before you can connect to Eduroam you will need to download the certificate installer from the Eduroam website.

If you are not already connected to the internet, connect to the TRU network.

After clicking connect a sign in page will appear and you can sign in using your TRU username and password.

2. After you have connected to the internet go to <https://cat.eduroam.org>.

Scroll down and click on the large blue button, as shown to the right, to download the installer.



Welcome to eduroam CAT

Connect your device to eduroam®

eduroam® provides access to thousands of Wi-Fi hotspots around the world, free of charge. [Learn more](#)

[Click here to download your eduroam® installer](#)

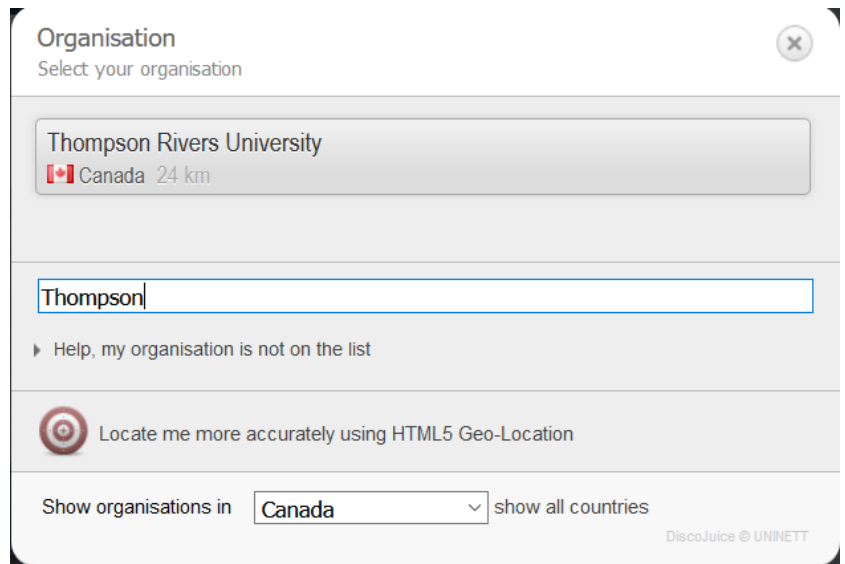
- The next screen will ask you to select your institution, you may see Thompson Rivers University at the top of the list.

If you do not see TRU on the list type “Thompson” into the search bar and choose TRU from the list.

- Select “TRU Student” as your user group.

- Click the download button to begin downloading the installer.

If the version of the installer that comes up automatically is not the correct version for your operating system, click “Choose another installer download” link and choose the correct Operating System.



Thompson Rivers University

Select the user group

TRU Staff
TRU Student


Thompson Rivers University

If you encounter problems, then you can obtain direct assistance from your organisation at:

WWW: <https://www.tru.ca/its/students/wireless/eduroam-wifi.html>

email: itservicesdesk@tru.ca

This entry was last updated at: 2021-02-24 17:50:04



[Choose another installer to download](#)

6. Once the installer has finished downloading, run it and enter your TRU ID followed by “@mytru.ca” for the username and your MyTRU password and click install.

7. After the installation process is finished you will now be connected to the Eduroam network.

If you have any trouble connecting to the Eduroam network, please contact the IT Service Desk either by phone at 250-852-6800 or by email at ITServiceDesk@tru.ca.

